

QPD4-400-6000

4-Way, 0.4~6GHz

Features:
 * Small Size
 * Low Insertion Loss

Applications:
 * Amplifiers
 * Mixers
 * Antennas
 * Laboratory Test

Electrical

Frequency:	0.4~6GHz
Insertion Loss:	2.4dB max. (SMA) 2.0dB max. (N)
Input VSWR:	1.3 max.
Output VSWR:	1.2 max.
Isolation:	20dB min. (SMA) 18dB min. (N)
Amplitude Balance:	0.3dB max.
Phase Balance:	±4°
Impedance:	50Ω
Average Power:	30W max. 2W max. as combiner

Mechanical

Mounting: 4-Φ3.2mm through-hole

Environmental

Operation Temperature: -35~+75°C

How To Order

QPD4-400-6000-X-Y

X: Average power as divider

Y: Connector type

Connector naming rules:

S - SMA Female (Outline A)


N - N Female (Outline B)

Examples:

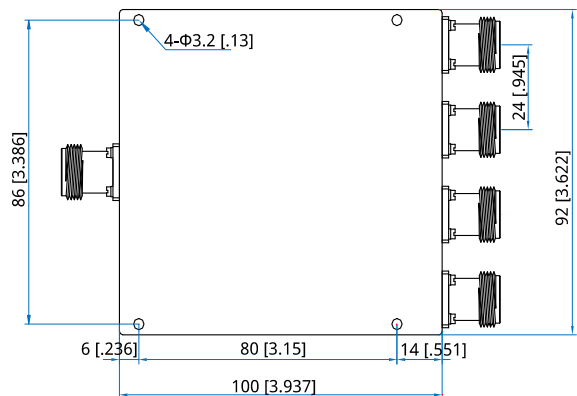

To order a 4-way power divider, 0.4~6GHz, 30W, N female, specify QPD4-400-6000-30-N.

Customization is available upon request.

Outline Drawings



Outline A



Outline B

Unit: mm [in]

Tolerance: ±0.5mm [±0.02in]